



www.elitespace.com.au

| **Title Of Piece** |

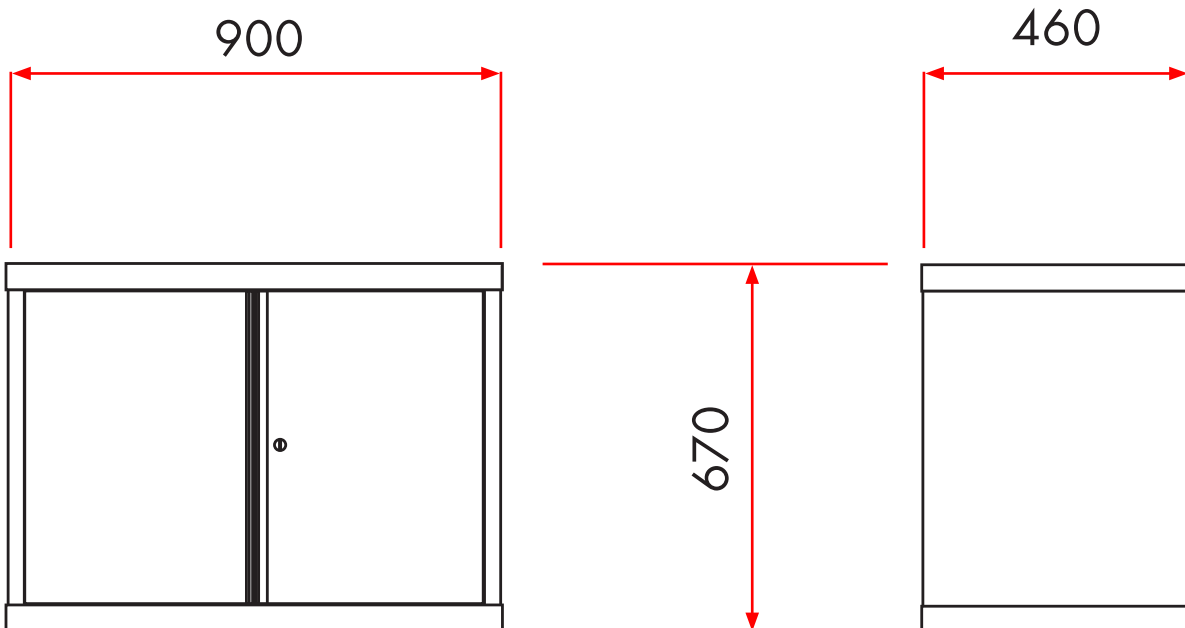
TWO LEVELS | SRD2

Product Description

Elite Space Receding Door Cupboards are the workhorse within your office fit out. Built tough, they offer internal accessories that can be fitted for easier accessibility to anything you wish to store inside this robust unit.

Product Features

- Fully welded body ensures cabinets are structurally sound
- Adjustable feet to accommodate for uneven floor surfaces
- Three point secure locking system
- Complete range of internal accessories available to cater for all storage needs
- Removable lock barrels for common key access across all Elite Space products



| **Width 900** **Height 670** **Depth 460** |

Note: Drawing is proportional but not to scale. All written measurements shown are true to actual product dimensions.



www.elitespace.com.au

Product Description

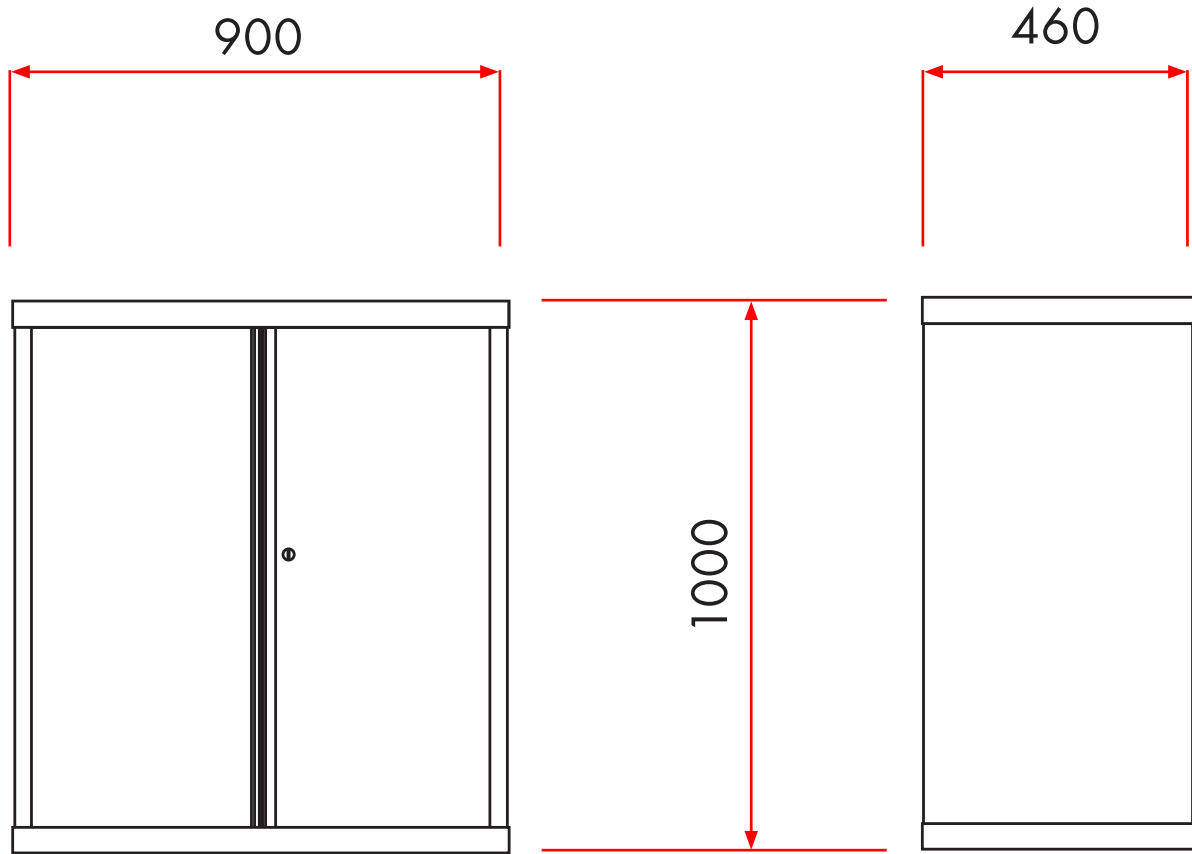
Elite Space Receding Door Cupboards are the workhorse within your office fit out. Built tough, they offer internal accessories that can be fitted for easier accessibility to anything you wish to store inside this robust unit.

Product Features

- Fully welded body ensures cabinets are structurally sound
- Adjustable feet to accommodate for uneven floor surfaces
- Three point secure locking system
- Complete range of internal accessories available to cater for all storage needs
- Removable lock barrels for common key access across all Elite Space products

| Title Of Piece |

THREE LEVELS | SRD3



| Width 900 Height 1000 Depth 460 |

Note: Drawing is proportional but not to scale. All written measurements shown are true to actual product dimensions.



www.elitespace.com.au

| **Title Of Piece** |

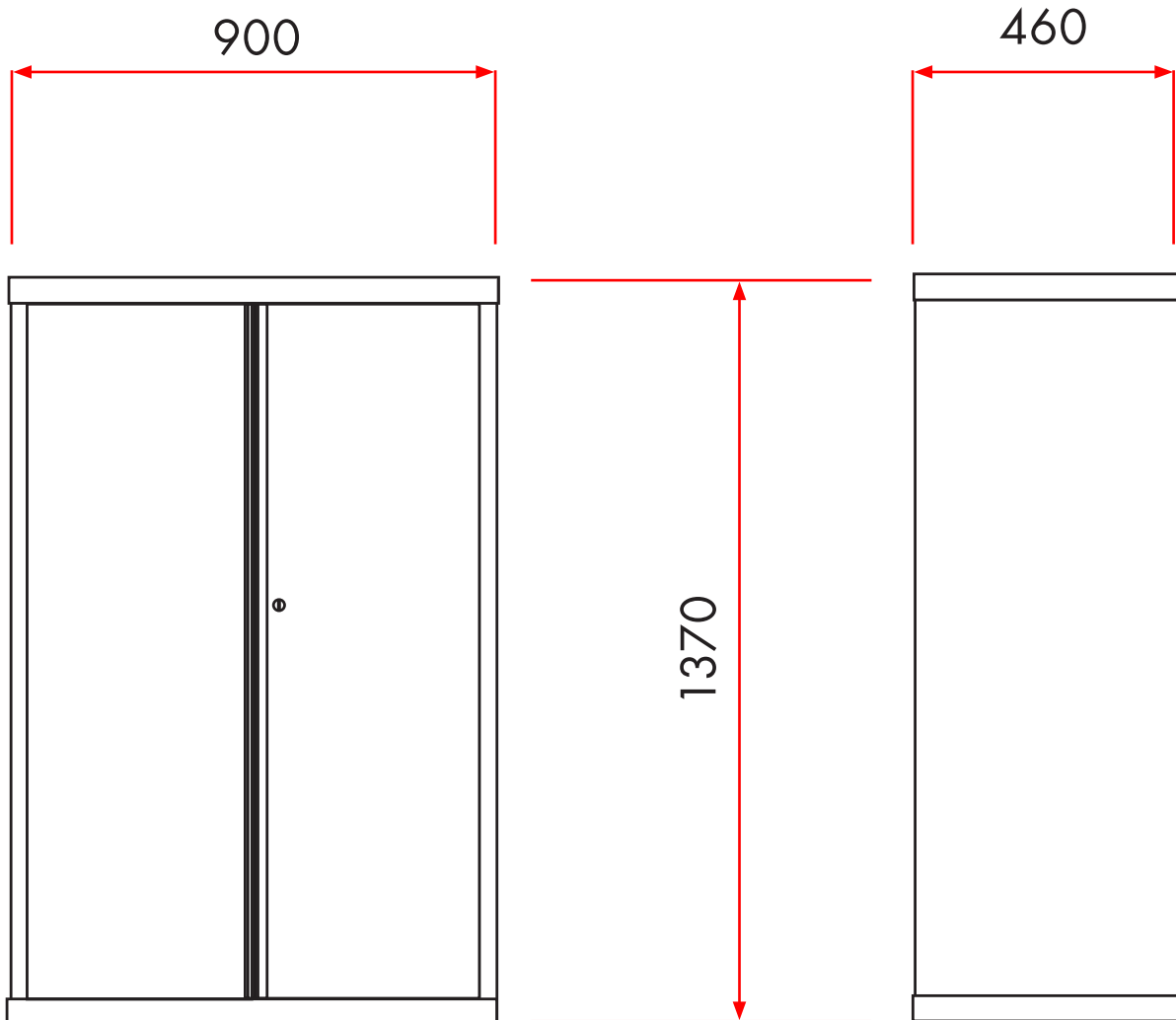
FOUR LEVELS | SRD4

Product Description

Elite Space Receding Door Cupboards are the workhorse within your office fit out. Built tough, they offer internal accessories that can be fitted for easier accessibility to anything you wish to store inside this robust unit.

Product Features

- Fully welded body ensures cabinets are structurally sound
- Adjustable feet to accommodate for uneven floor surfaces
- Three point secure locking system
- Complete range of internal accessories available to cater for all storage needs
- Removable lock barrels for common key access across all Elite Space products



| **Width 900** **Height 1370** **Depth 460** |

Note: Drawing is proportional but not to scale. All written measurements shown are true to actual product dimensions.



www.elitespace.com.au

| **Title Of Piece** |

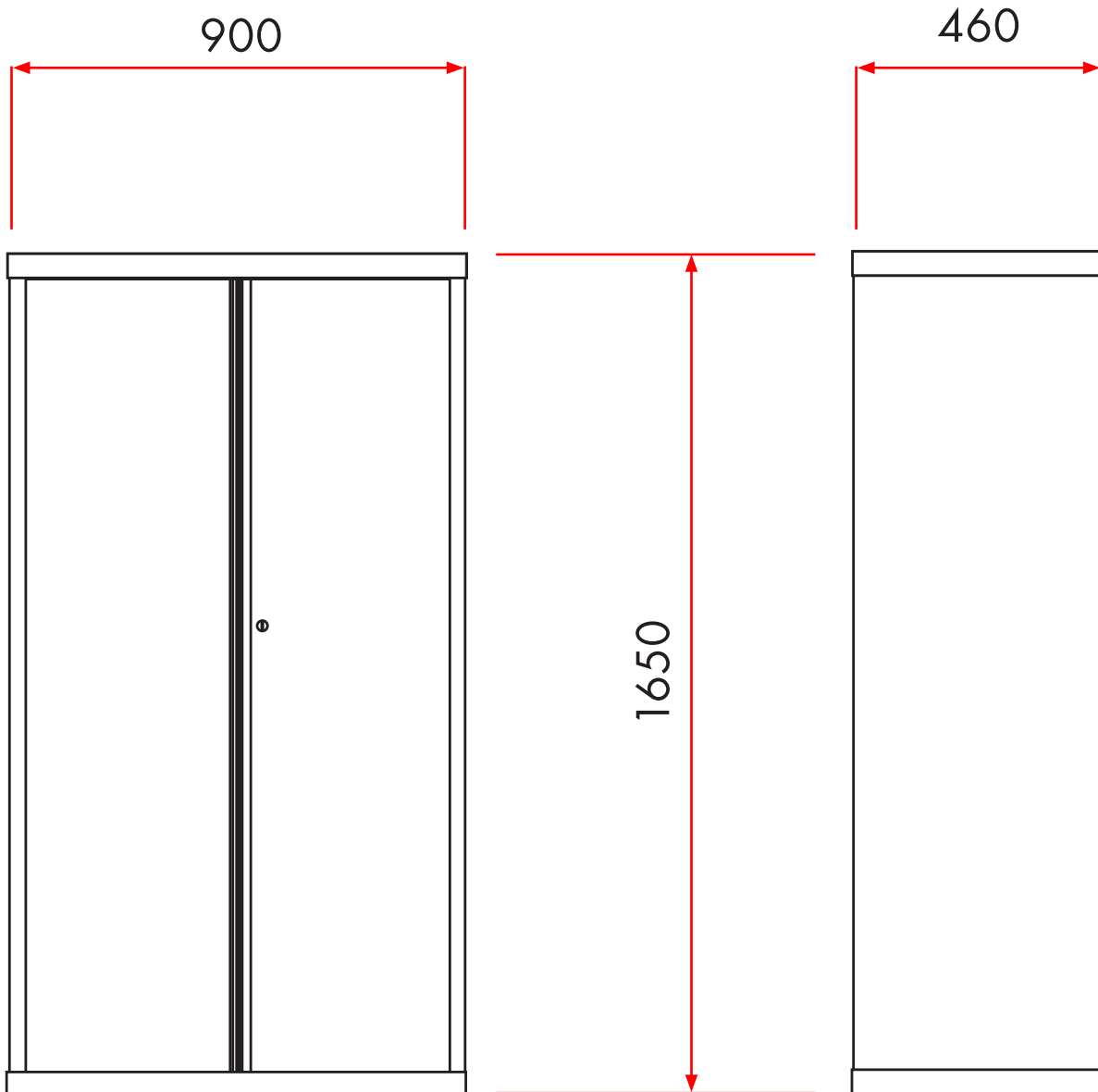
FIVE LEVELS | SRD5

Product Description

Elite Space Receding Door Cupboards are the workhorse within your office fit out. Built tough, they offer internal accessories that can be fitted for easier accessibility to anything you wish to store inside this robust unit.

Product Features

- Fully welded body ensures cabinets are structurally sound
- Adjustable feet to accommodate for uneven floor surfaces
- Three point secure locking system
- Complete range of internal accessories available to cater for all storage needs
- Removable lock barrels for common key access across all Elite Space products



| **Width 900** **Height 1650** **Depth 460** |

Note: Drawing is proportional but not to scale. All written measurements shown are true to actual product dimensions.



www.elitespace.com.au

| **Title Of Piece** |

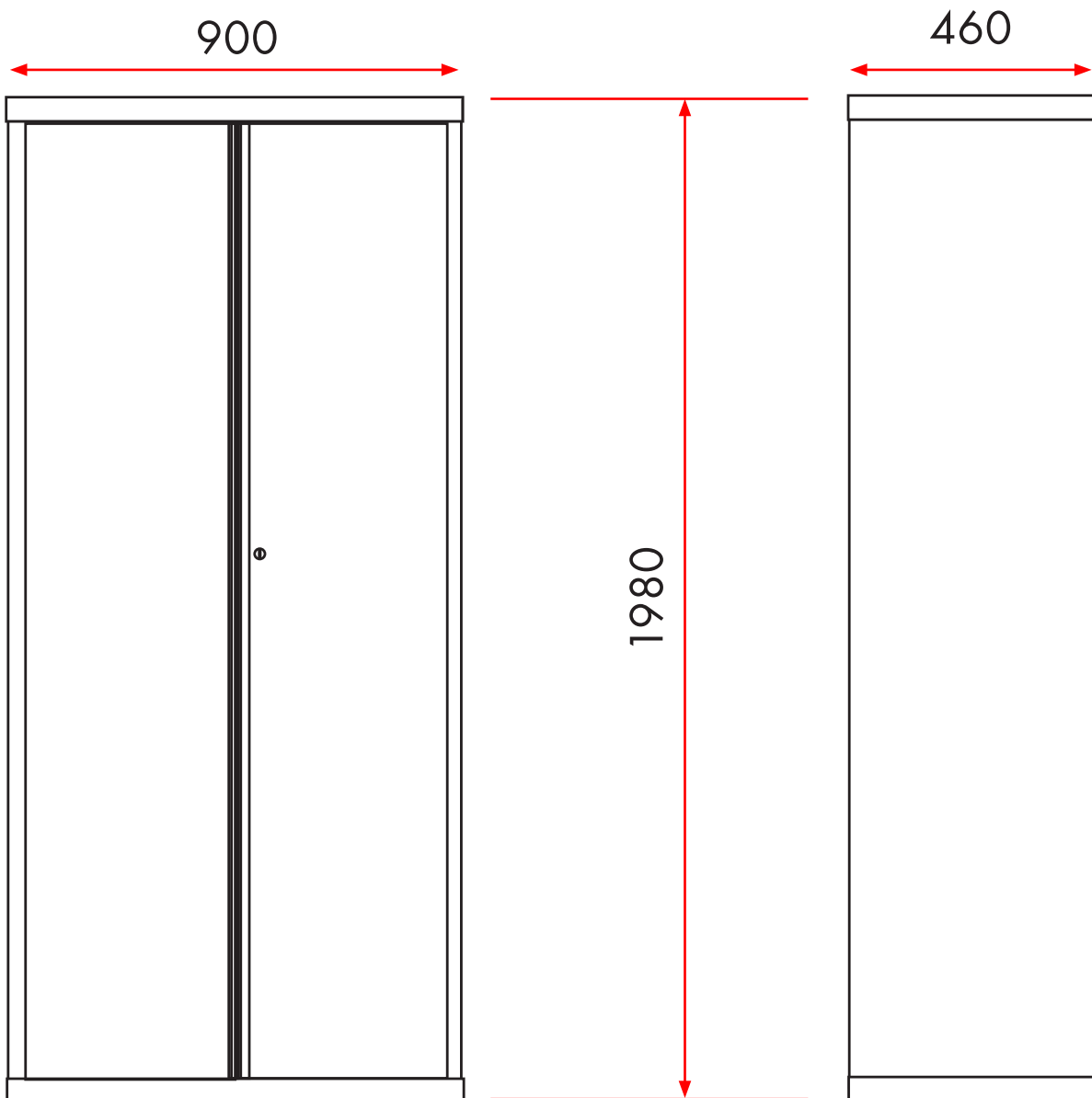
SIX LEVELS | SRD6

Product Description

Elite Space Receding Door Cupboards are the workhorse within your office fit out. Built tough, they offer internal accessories that can be fitted for easier accessibility to anything you wish to store inside this robust unit.

Product Features

- Fully welded body ensures cabinets are structurally sound
- Adjustable feet to accommodate for uneven floor surfaces
- Three point secure locking system
- Complete range of internal accessories available to cater for all storage needs
- Removable lock barrels for common key access across all Elite Space products



| **Width 900** **Height 1980** **Depth 460** |

Note: Drawing is proportional but not to scale. All written measurements shown are true to actual product dimensions.