

N C D A



innerSPACE


Nera Workstation

The Nera Workstation is the perfect splayed leg detail to compliment a contemporary space. With a one shared tapered leg design combined with an adjustable rail system, many workspace combinations can be achieved to offer a complete family of products.


This includes workstation clusters, hot desks, office desks, rectangular meeting tables, round meeting tables and high tables.




WORKTOPS



Melamine




Melamine




Veneer

FRAME



White



Black

SPECIFICATIONS

WORKTOP DIMENSIONS: 1500 or 1800mm Long x 600 or 800mm Deep. Other sizes available on request.

WARRANTY: 10 years

FINISHES

Worktop features a melamine or timber veneer with a black powdercoat frame under structure from Laminex and Polytec.

Legs are available in white or black as standard. Other variety of powdercoat colours available upon request.

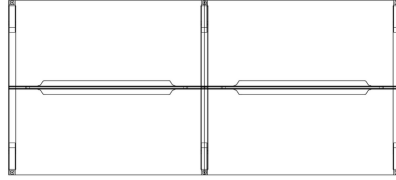


CONFIGURATIONS


WORKTOP SIZES



Single



**Back to Back Cluster -
2, 4, 6 or 8 person**



L Shaped

Screens Types



Framed with accessory rail
Fabric or Echopanel



Frameless Recycled PET
Custom colours



Perspex
Clear, frosted or coloured


Optional Accessories



Screen hung Bookshelves, Name Plates, Paper trays, Task Lighting and Divider screens.



Above or below desk
Power/Data,
Monitor Arms, Laptop holders,
CPU
holders and Soft Wiring.



In desk chargers

MEETING TABLES



Sizes: from 1800L x 800D.
Custom sizes and multi leg options
available

FREESTANDING DESK



Sizes: 1500/1800mm L x 600/800mm D
Custom sizes available

HIGH TABLES



Sizes: 1500L x 800D or 1800L x 800D
Custom sizes and multi leg options
available

ROUND TABLES



Sizes: 1000mm, 1200mm or 1500mm DIA
Custom sizes available