

DNA



innerSPACE

DNA Task Chair

With clean lines and an integrated design aesthetic, DNA is a very versatile chair – great for task, managerial and meeting room applications.

The adaptive mesh backrest provides outstanding support and incorporates unique INVISI adjustable lumbar support as standard.

DNA's dynamic synchro mechanism adapts and responds to your movements providing constant support.

FEATURES

Advanced Dynamic Mechanism

Easy-Access Tilt Tension Adjustment

Breathable Mesh Backrest

INVISI Adjustable Lumbar Support

Pneumatic Seat Height Adjustment

Multi Tilt Lockable

140kg Recommended Weight Capacity

OPTIONS

No Arms, Conference Loop arms or Height adjustable arms

Seat slide

Black, White (Special Order) or Polished Aluminium base


SPECIFICATIONS

DIMENSIONS: 700mmW x 600mmD x 1000-1100mmH, 460-560mm Seat Height


WARRANTY: 10 years

ANSI/BIFMA X5.1 Certified & Greenguard Approved


COLOURS



Black Frame
Black Mesh
& Fabric



White Frame
Black Mesh
& Fabric



Custom
Seat



CONTACT:

www.innerspacewa.com.au

PERTH | 509 Murray Street, Perth WA 6009 | 08 9322 6664

SYDNEY | 812 George St, Sydney NSW 2000

sales@innerspacewa.com.au