

SLIPPER SOFA

by cameron foggo



Soft curves, non-linear organic forms and crescent shapes are the elements that inform the Slipper sofa's character. Evoking the low, lounging styles of the 1970s, there is an unmistakable aura of comfort which welcomes, even before you sink into the generous memory-foam seating. Multiple modules offer flexibility in configurations to adapt to a variety of spaces.

NATADORA



CONFIGURATIONS

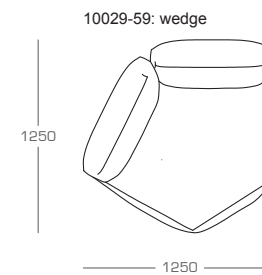
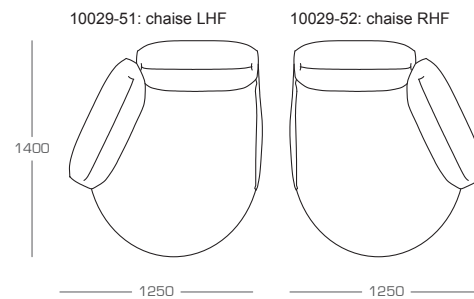
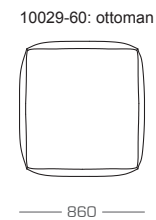
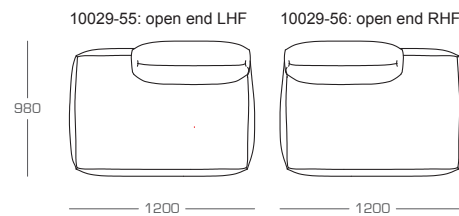
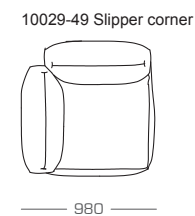
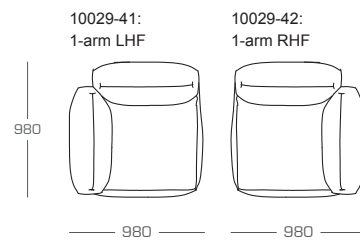
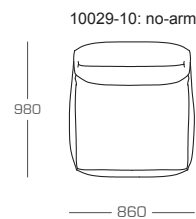
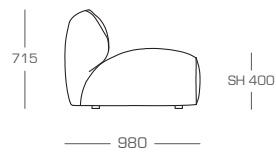
W860xD980xH715	no-arm
W980xD980xH715	1-arm
W980xD980xH715	corner
W1200xD980xH715	open-end
W1250xD1250xH715	wedge
W1250xD1400xH715	chaise
W860xD980xH400	ottoman

CONSTRUCTION

Base frame of solid New Zealand pine, high-density foam supported by galvanized steel nozag springs, with feather and fiber cladding. Fixed upholstery.

NATADORA

MODULAR COMPONENTS



NATADORA